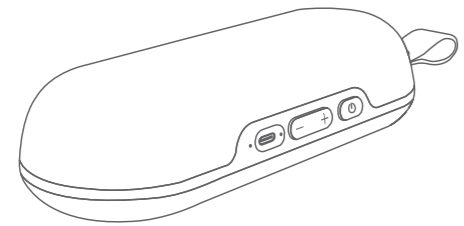
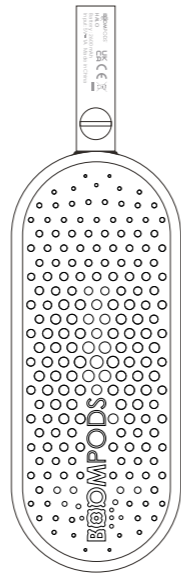
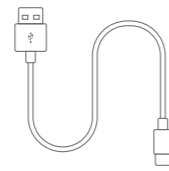


**BOOMPODS®**

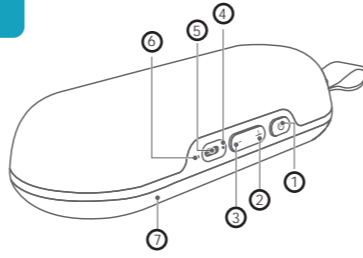


**HALO**  
USER MANUAL

**In the Box**

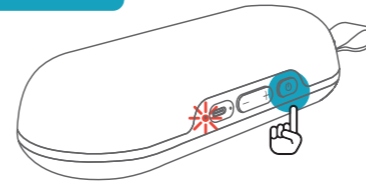


**Controls**



- ① Long press 2s: Power on/off  
Short press one time: Play/Pause/Pick up/Hang up  
Short press twice: Switch LED lighting mode  
Short press 3 times: Protect call privacy/Reject incoming call/TWS connect/disconnect
- ② Short press one time: Volume UP  
Long press 2s: Next song
- ③ Short press one time: Volume DOWN  
Long press 2s: Previous song
- ④⑤ Long press 2s at the same time: Turn ON/OFF SOS light
- ④ Status indicator - Charging/ bluetooth
- ⑤ Type-C Charging port
- ⑥ Calling MIC
- ⑦ LED HALO light

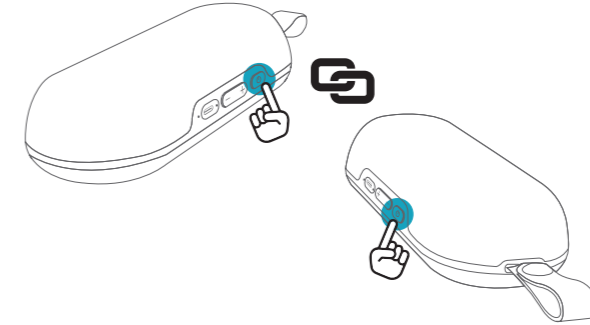
**How to Connect**



Switch ON:  
blue bluetooth indicator will flash.  
Choose "HALO" from your device menu.  
Wait until you hear tone prompt.  
You are now connected.



**Pair 2**

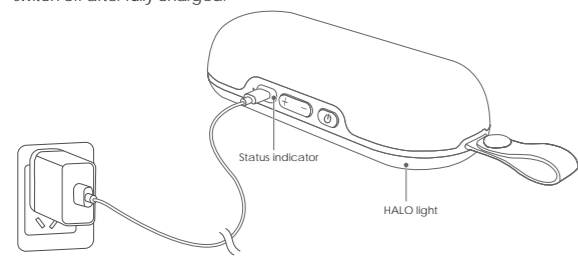


If you have already paired to your phone with 1 speaker, its best to delete from your Bluetooth menu first and start fresh.

switch on both speakers.  
press 3 times on one speaker.  
wait to hear a "DU" sound, you are now paired.  
play as normal.

**Charging**

Use supplied USB-C charging cable  
Use an output source 5V/2A (or above)  
Charge when you hear low battery prompt tone or the indicator flash red. The red indicator will be normally on while charging and switch off after fully charged.



HALO light	5 LED modes
Status indicator	Power on/ TWS (blue) Low battery (red flash) Charging (red on) Fully charged (red off)

**Specifications**

Product Name	halo
Bluetooth Version	5.3
Battery	2600mAh
Playing Time	5-6 Hours(70% Volume)
Talking Time	8-10 Hours
Charging Time	3-5 Hours
Charging Current	5V ≈ 0.8A
Speaker Unit	8W x 2
Product Size	199 x 80 x 47.2mm
Product Weight	501g
Waterproof Rating	IPX6
frequency range	70Hz-18kHz

**Look after me**

- Please read this manual carefully before use and keep it safe.
- First time use, please fully charge.
- Use certified adapter that has passed national safety certification.
- Charge at least once a month to maintain performance.
- Do not use in extremely hot or cold environments, temperature beyonds 5 C-35 C. If used beyond the above range, the product may stop automatically to protect the internal circuit.
- When charging in high temperature environments, the product may automatically stop charging to protect the battery. At this time, the charging indicator usually flashes quickly to indicate that the charging environmental temperature or the product internal temperature is too high.
- Storage environment temperature: -5 ~ 35 C RH < 70% (recommended 20 C ±5).

**Important safety instructions:**

- Do not disassemble or repair this speaker personally, otherwise it may cause product damage or personal injury.
- Do not use it in dusty, humid, dry, and high-temperature environments.
- Do not place this product near a heat source, or a place with direct sunlight, lots of dust, or mechanical vibration.
- Do not exceed the IPX5 waterproof rating parameters.
- When the product is fully charged, remove from charging.
- The maximum ambient temperature should not exceed 40°C.

\*This speaker supports mobile phones/ tablets/ PCs etc. Here this User Manual is illustrated base on mobile phones.



**BOOMPODS®**

?  
[www.boompods.com](http://www.boompods.com)



BOOMPODS is a trademark of BOOMPODS LTD. BOOMPODS ©2023 All Rights.  
BOOMPODS Ltd (UK), Norwich NR11 7AQ, UK.  
BOOMPODS (EU), Granica, 05-806, PL.  
info@boompods.com Registered No. 08147066. Made in China.